



DuPont Automotive Finishes

DuPont Plas-Stick® 2310S™ Plastic Cleaning Paste


Description

DuPont™ Plas-Stick® 2310S™ is a preparation paste that greatly reduces the need for pre-baking new, unprimed plastic parts. It eliminates the need to pre-wipe new plastic parts with plastic cleaning solvent. The result is increased productivity and a simpler process.

General Information

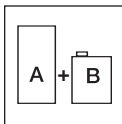
Components

DuPont™ Plas-Stick® 2310S™ Plastic Cleaning Paste



Mix Ratio/Viscosity

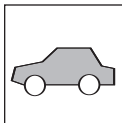
Ready to use.



Application

Substrates

Plastic materials of various types used on motor vehicles. Parts are marked with the following acronyms:



ABS	PE	PU
CAB	PBTP	PVC
CN	PETB	SAN
EC	PF	BB
EP	PMMA	TPU
MF	POM	UP
PA	PP	
PC	PPO	

DuPont Plas-Stick® 2310S™ Plastic Cleaning Paste



Surface Preparation

The following steps describe the process for using Plas-Stick® 2310S™ to prepare new unprimed plastic parts:

- Step 1: Pre-wash with warm water and Plas-Stick® 2310S™ using a fine scuff pad.
- Step 2: Rinse thoroughly making sure the paste does not dry on the surface.
- Step 3: Wash again with warm water and Plas-Stick® 2310S™ using a fine scuff pad.
- Step 4: Rinse thoroughly making sure the paste does not dry on the surface. Dry the part thoroughly immediately following the rinse.
- Step 5: Apply Dupont Plas-Stick® A-2330S™ Plastic Adhesion Promoter.

Tips for Success:

- *For difficult to clean plastics, bake parts for a minimum of 15 minutes at 140F. Repeat Steps 2 and 3. Review the need for this process on every job over less familiar parts such as non-OEM.*

Physical Properties

VOC LE:	0.0 lb/gal
VOC AP:	0.0 lb/gal
Weight per gallon:	13.3 lb/gal
Flash Point	See MSDS

VOC Regulated Areas

These directions refer to the use of products which may be restricted or require special mixing instructions in VOC regulated areas. Follow mixing and usage recommendations in the VOC Compliant Products Chart for your area.

Safety and Handling

Before using any DuPont Refinish product, be sure to read all safety directions and warnings. WEAR A PROPERLY FITTED AIR PURIFYING RESPIRATOR with organic vapor cartridges (NIOSH approved TC-23C) and particulate filter (NIOSH TC-84A), eye protection, gloves and protective clothing during application and until all vapors and spray mists are exhausted. In confined spaces, or in situations where continuous spray operations are typical, or if proper air purifying respirator fit is not possible, wear a positive-pressure, supplied air respirator (NIOSH TC-19). In all cases follow respirator manufacturer's directions for respirator use. Do not permit anyone without protection in the painting area. This product is intended for industrial use only by professional, trained painters.

Please visit www.performancecoatings.dupont.com to view or print an additional copy of this "Technical Product Data" sheet.

